



Army

Air Force

Assam Rifles

How do I Vote

A guide for Service Voters

Coast Guard

Border Security Force

Navy

Government of India officials
posted outside India

Assam Rifles

Air Force

**Central Industrial
Security Force**

**Armed Police Force of a State
serving outside that state**

**Central Industrial
Security Force**

Navy

**Indo Tibetan
Border Force**

Central Reserve Police Force

Army

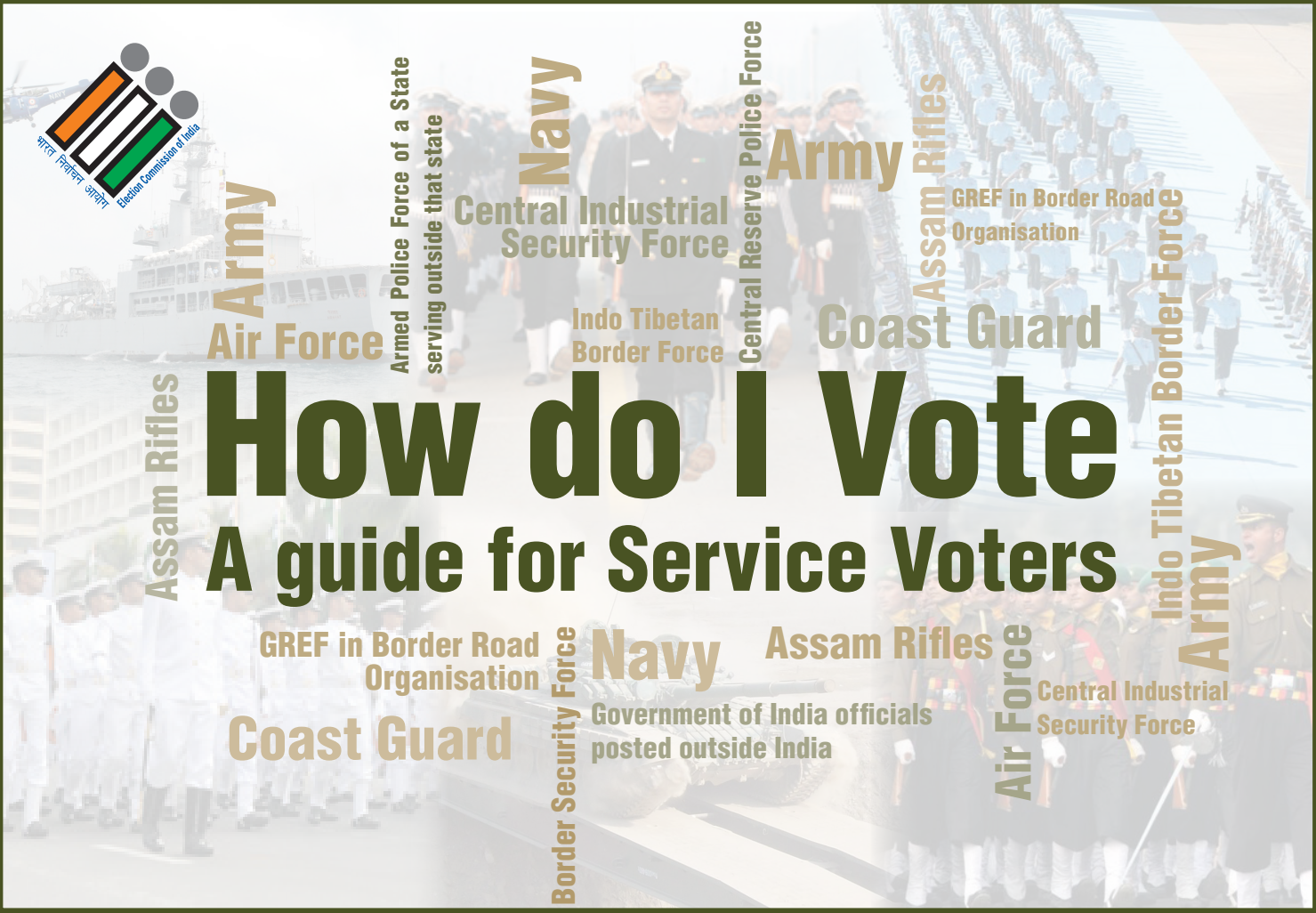
Assam Rifles

**GREF in Border Road
Organisation**

Coast Guard

Indo Tibetan Border Force

Army



Who is a Service Voter

1

Those serving in the Armed Forces of the Union

2

Those serving in a Force to which the Army Act 1950 applies (Assam Rifles, CRPF, BSF, ITBF, GREF in Border Road Organisation, Central Industrial Security Force etc.)

3

Those employed under the Government of India, in a post outside India

4

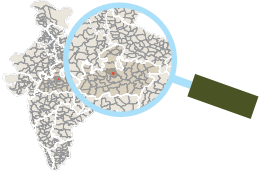
Member of an Armed Police Force of a State, and serving outside that state

Wife of a Service Voter, if she is ordinarily residing with him, shall also be eligible to be enrolled in the part meant for Service Voters in the constituency concerned*

* This facility is not available to the husband of a female service voter under the existing law

Getting Started: Registration in the Electoral Roll

Enrol as a Service Voter



Find out the name of your Constituency and Part in the district/state of residence

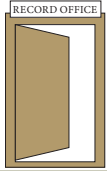


Download registration form : <http://servicevoter.nic.in/>

Fill 2 copies of

- ◆ **Form 2** for Armed forces;
- ◆ **Form 2A** for Armed Police Force;
- ◆ **Form 3** for Govt officials serving abroad

Fill the Declaration Form & submit to the Record Office or nodal officer



Wife of a Service Voter can be enrolled in the same part on the basis of declaration made by her husband in the form and no separate declaration is required from her



OR Enrol as a General Elector



Alternatively you can also opt to enrol as General Elector at place of posting, **if it's a peace station.**

You can remain a Service Voter of your native constituency or register as a General Voter at place of posting (if peace station posting).




Remember to get your name deleted as a Service Voter, when you enrol as a General Elector.

Casting your Valuable Vote : How To Fill Electronically Transmitted Postal Ballot (ETPB)

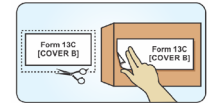
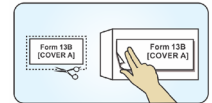
Service Voter

When there is an election in your native constituency, you will receive your ballot electronically with your details already filled in. A One Time Password (OTP) shall be provided to enable you to download the ETPB.

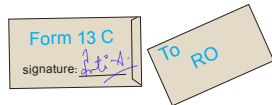


Alongwith ETPB, you will receive the following:

1. Declaration Form (**Form-13A**)
2. Cover A (**Form 13B**)- Cut along the line and paste on small envelope (4' x 9')
3. Cover B (**Form-13C**)- Cut along the line and paste on large envelope (4.75' x 11')



If you are a Non Resident Indian (NRI) serving under the Indian Government, then the Embassy would send back the envelope B either through air mail after affixing the necessary postage stamp or through the Diplomatic Bag.



Sign (full signature) on the envelope B. Now send it to the RO through post or a messenger. If you are residing in India, then there is no need of any postal stamp. Remember, this should reach the R.O before the counting of the votes begins.




Now place the Declaration (**Form -13A**) and small envelope with ETPB marked as Cover A, inside the large envelope marked as Cover B and seal it properly.

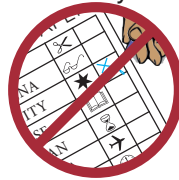


The officer would attest your signature on the Declaration and return it to you. Do not show your postal ballot to the Officer and do not tell them whom you have voted for.

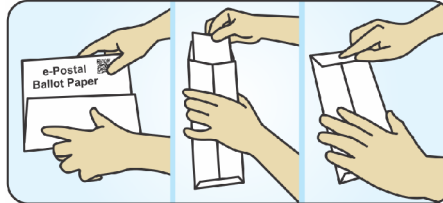
Record your vote by placing clearly a mark X or ✓ opposite the name of the candidate of your choice on the ETBP; your vote will be invalid if the mark does not clearly indicate your choice.



Do not put your signature, any word, sign or any other mark on the ETBP other than the mark required to record your vote



Sign the Declaration provided in **Form 13A** in the presence of the appointed officer.



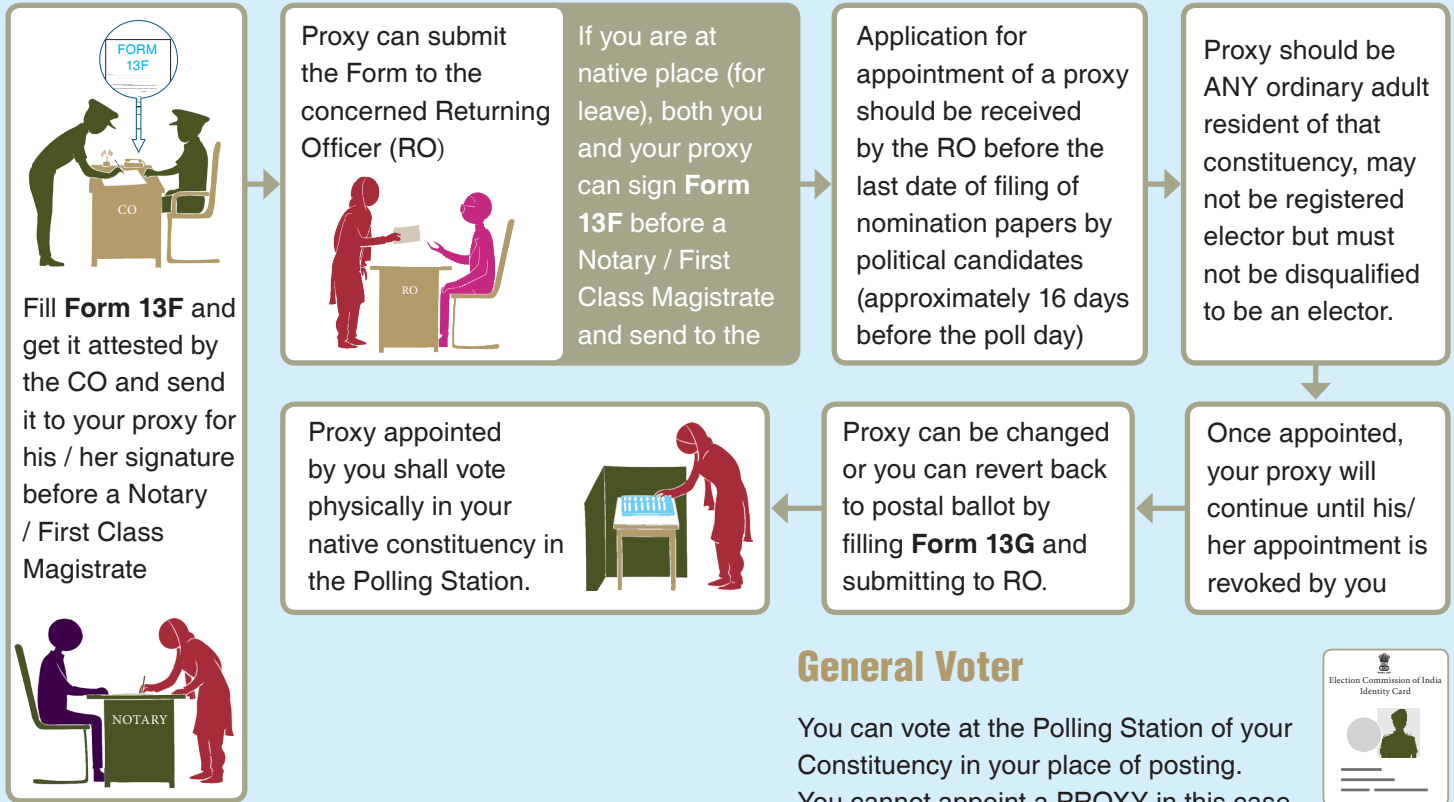
After recording your vote, fold the ETPB and place in the small size cover marked 'A'. Close the cover and secure it with a seal.

Your Vote shall be invalid if:

- ✓ If you vote for more than one candidate
- ✓ If the mark does not clearly indicate your choice, you mark in between two names
- ✓ If you put your signature, any word or sign on the ballot paper
- ✓ If the cover is not sealed/pasted
- ✓ If the declaration in **Form 13A** is not found on opening the outer envelope
- ✓ If declaration in **Form 13A** does not carry your signature or attestation by competent officer

Classified Service Voter

Once you are registered as a Service Voter, you (if you are serving in armed forces or in a force to which Army Act applies) can opt for voting through PROXY as a Classified Service Voter, meaning, you can nominate somebody to vote in your place



Keeping In Mind: Points to Remember




While wife can be enrolled in the part for Service Voter, husband/son/daughter cannot be enrolled

Do not place the declaration form 13A

inside the smaller envelope which is meant only for the marked postal ballot paper. The declaration alongwith the smaller envelope should be kept inside the larger envelope.

Get enrolled today
Vote in the next election!



You can also opt to enrol as General Voter at place of posting, if it's a peace station posting but remember



No person can be enrolled on more than one electoral roll i.e. when you enrol as a service voter you have to submit a declaration - that you did not get enrolled as a General Voter



To download registration form, log on to <http://servicevoter.nic.in/>

Founded in 1950, the **Election Commission** conducts the entire process of elections to the office of the President, Vice President, Parliament and the State Assemblies. In the performance of its functions ECI not only prepares, maintains and periodically updates the Electoral Rolls, supervises the nominations of candidates, registers political parties, monitors the election campaigns and funding of candidates, but also ensures active and aware electoral participation of the second largest population in the world through its SVEEP programme.

The Constitution of India grants its every eligible citizen, regardless of gender, religion, caste, education, socio economic status or location - a right to vote and every vote carries the same value. Hence, it becomes imperative for all citizens to actively partake in the electoral process, ensuring many other rights by utilizing the right to vote.

Systematic Voters' Education and Electoral Participation (SVEEP) is a programme to educate citizens, electors and voters about the electoral process and to enhance people's participation in the processes. SVEEP is based on a three-pronged strategy of

INFORMATION- To meet any gaps in information about the What, Where, When and How of registration and voting process

MOTIVATION- To plug the gaps in motivation among people, catering to the Why posed by the people

FACILITATION- To facilitate the citizens by making their electoral participation, easier, convenient and friendly.

CONTACT US: Help at Hand

Download requisite forms at www.eci.nic.in and find all the information you need at www.nvsp.in Also get updates, participate in exciting online competitions and win exclusive ECI merchandise on SVEEP Portal at www.ecisveep.nic.in



Systematic Voters' Education & Electoral Participation (SVEEP)

Election Commission of India

Nirvachan Sadan, Ashoka Road

New Delhi-110001

Telephone: 011-23717391-98 ext. 283, 314, 436