

# OFFICE OF THE CHIEF ELECTORAL OFFICER

OLD ST. STEPHEN'S COLLEGE BUILDING, KASHMERE GATE, DELHI-110006

## NO VOTER TO BE LEFT BEHIND

Dated: 18.01.2019

### PRESS NOTE

1. Special Summary Revision of Electoral Roll w.r.t. 01.01.2019 as qualifying date, has been completed in NCT of Delhi with final publication of electoral roll on 18.01.2019. The objective of the Special Summary Revision – 2019 was to get fresh enrolment i.e. who have attained age of 18+ as on qualifying date i.e. 01.01.2019 and giving opportunities for correction in electors particulars and also to invite objections against any wrong inclusion in the Electoral Roll. Special Summary Revision-2019 was carried out as per the schedule prescribed by the ECI as under:

S. No.	Stages of Revision	Period allowed for Stage
1.	Publication of Integrated draft electoral roll	1 <sup>st</sup> September, 2018 (Saturday)
2.	Period for filing of claims and objections	1 <sup>st</sup> September, 2018 (Saturday) to 31 <sup>st</sup> October, 2018 (Wednesday)
3	Reading of relevant part/section of photo electoral rolls in Gram Sabha/Local Bodies and RWA meeting etc and verification of names.	15 <sup>th</sup> September, 2018 (Saturday) and 06 <sup>th</sup> October, 2018 (Saturday)
4	Special Campaign dates with Booth Level Agents of Political Parties for receiving claims and objections	16 <sup>th</sup> September, 2018 (Sunday) and 07 <sup>th</sup> October, 2018 (Sunday)
5	Special Camps in Sr. Secondary Schools/ Colleges/ Polytechnics/ ITIs	27 <sup>th</sup> September, 2018 (Thursday) and 28 <sup>th</sup> September, 2018 (Friday)
6	Disposal of Claims and Objections	By 24 <sup>th</sup> December, 2018 (Monday)
7	Final Publication of Electoral Rolls	18 <sup>th</sup> January, 2019 (Friday)

## **2. MAIN HIGHLIGHTS OF SPECIAL SUMMARY REVISION-2019:-**

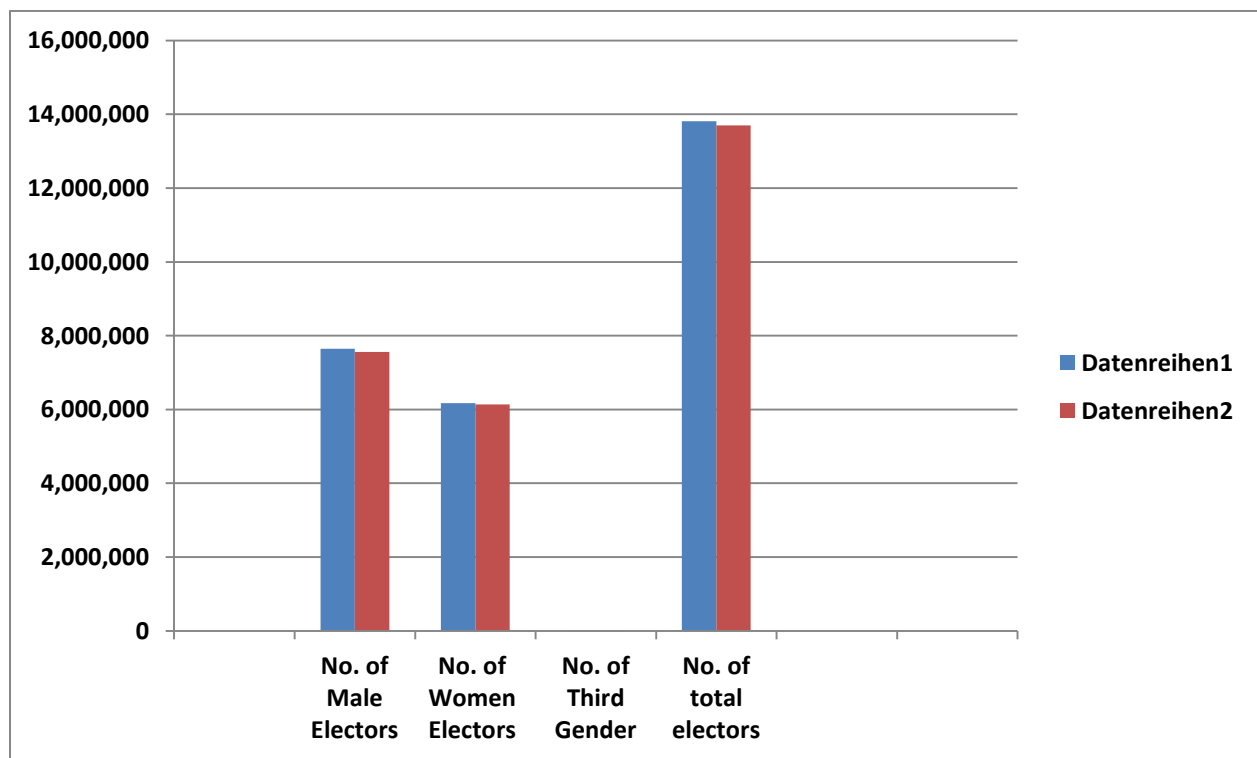
- a. A House to House verification was carried out as part of the Special Summary Revision-2019 during the period from 01.06.2018 to 30.06.2018 where in house to house visits were conducted by the Booth Level Officers (BLOs) for identification and removal of the dead/permanently shifted electors and inclusion of left out unenrolled/prospective electors in NCT of Delhi
- b. Total 1,41,514 electors have been added and names of 61,999 electors have been deleted from the electoral roll. Accordingly, 79,515 net electors have increased in the electoral roll during the Special Summary Revision-2019.
- c. Total electors in the final electoral roll of the NCT of Delhi as on 18.01.2019 are 1,36,95,291 which is 1,19,575 (0.87%) less than the total electors of 1,38,14,866 in the last final electoral roll published on 10.01.2018
- d. Names of 9,326 expired electors have been deleted from the electoral roll since the last final publication of the electoral roll held on 10.01.2018.
- e. Gender Ratio of the electors registered in the final electoral roll has increased to 812 as compared to the gender ratio of 808 in the final roll last published on 10.01.2018.
- f. There has been substantive increase in the gender ratio of voters of age-group 18-19. It has increased from 632 from last year to 706 in the present year.
- g. Total electors during last General Elections-2014 were 1,27,06,366 whereas electors as per final roll published on 18<sup>th</sup> January, 2019 are 1,36,95,291 which is an increase of 9,88,925 (7.78%). The electors are likely to increase further during continuous updation before the General Election-2019.**
- h. A detailed exercise of rationalization of polling stations was also carried out as pre-revision activity to the Special Summary Revision-2019 in July-August, 2018 to decongest the existing polling stations. As a result of this exercise, the number of polling stations has increased from 13418 to 13816 and number of polling locations has increased from 2670 to 2696.

- 3. SVEEP:-** Various SVEEP activities for awareness of prospective electors were organized during Special Summary Revision which includes announcement in Delhi Metro, Advertisement through print media, FM Radio jingles etc.

#### 4. DATA COMPARISON WITH LAST FINAL PUBLISHED ELECTORAL ROLL

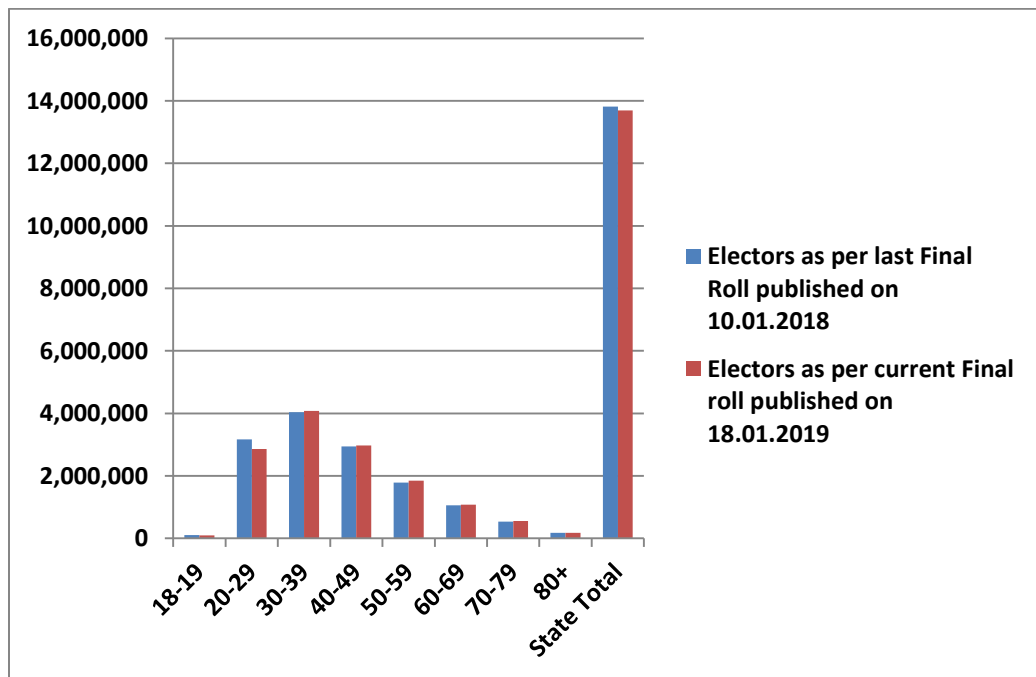
Category	Final Roll published on 10.01.2018	Final Roll published on 18.01.2019	Change (+/-)
Total population (projected)	1,93,91,888	1,97,64,213	(+) 3,72,325
No. of Male Electors	76,42,521	75,56,146	(-) 86,375
No. of Women Electors	61,71,469	61,38,335	(-) 33,134
No. of Third Gender	876	810	(-) 76
No. of total electors	1,38,14,866	1,36,95,291	(-) 1,19,575
EP Ratio	71.24	69.29	(-) 1.95
Gender Ratio	808	812	(+) 04

#### 5. COMPARISON OF ELECTORS (MALE, FEMALE, THIRD GENDER & TOTAL)



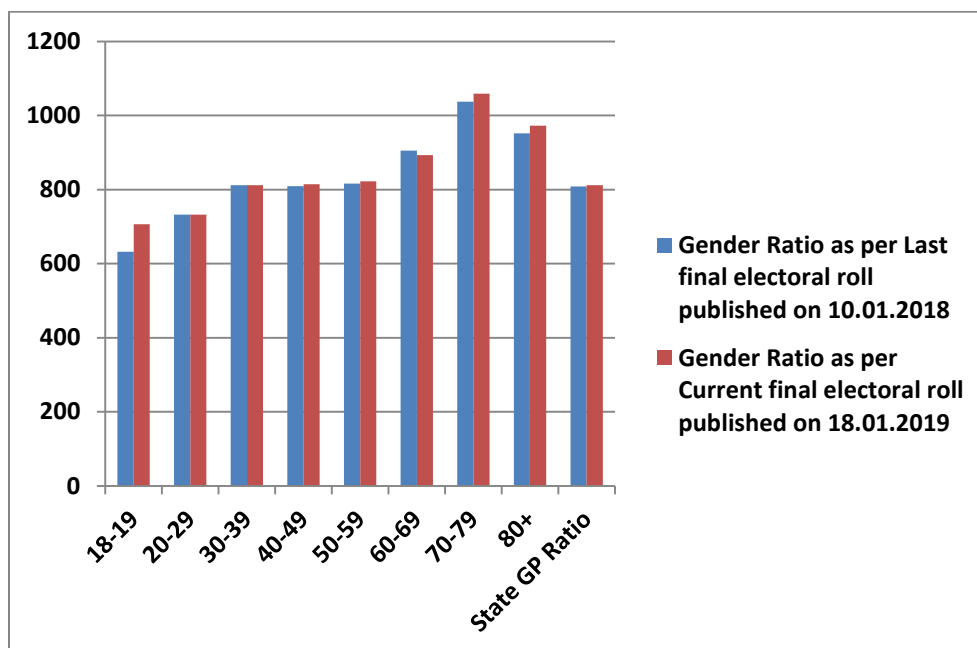
## 6. NUMBER OF ELECTORS (AGE GROUP-WISE)

Age Cohort	Electors as per last Final Roll published on 10.01.2018	Electors as per current Final roll published on 18.01.2019
18-19	1,03,433	97,684
20-29	31,68,162	28,63,998
30-39	40,41,679	40,82,927
40-49	29,37,966	29,74,582
50-59	17,88,627	18,51,761
60-69	10,59,546	10,79,355
70-79	5,37,788	5,61,405
80+	1,77,665	1,83,579
<b>State Total</b>	<b>1,38,14,866</b>	<b>1,36,95,291</b>



## 7. COMPARISON OF GENDER RATIO (AGE GROUP WISE)

Age-group	Gender Ratio as per Last final electoral roll published on 10.01.2018	Gender Ratio as per Current final electoral roll published on 18.01.2019
18-19	632	706
20-29	732	732
30-39	812	812
40-49	809	814
50-59	816	822
60-69	905	893
70-79	1037	1059
80+	952	972
	<b>808</b>	<b>812</b>



## 8. OTHER INFORMATION

S. No.	Category of Information	As on 18.01.2019 (Current final roll)
1	Total Assembly Constituencies	70
2	AC with largest electorate	Matiala (AC-34) with 3,69,152 electors
3	AC with smallest electorate	Delhi Cantt (AC-38) with 1,16,371 electors
4	ACs with Gender Ratio above the State's Gender Ratio (868)	14
5	ACs with Gender Ratio between Electoral average and State's Gender Ratio (812-868)	25
6	ACs with Gender Ratio below the Electoral average (812)	31
7	AC with Highest Gender Ratio	Tilak Nagar (AC-29) with gender ratio of 944
8	AC with Lowest Gender Ratio	Okhla (AC-54) with gender ratio of 646
9	ACs with EP ratio higher than the State's average (69.29)	39
10	ACs with EP ratio lower than the State's average (69.29)	31
11	AC with highest EP ratio	Delhi Cantt. (AC-38) EP- 89.57
12	AC with lowest EP ratio	AC-40 (New Delhi) EP- 45.05

## APPEAL

1. Check your name in the final electoral roll. Mere holding of Voter Identity card does not entitle the voter to cast his/her vote during election. The name of the voter has to be present in the electoral roll.
  - I. Through SMS : Send SMS EPIC<space>voter ID No. to 7738299899
  - II. Online : At Website of CEO Delhi [www.ceodelhi.gov.in](http://www.ceodelhi.gov.in) or National Voters' Service Portal [www.nvsp.in](http://www.nvsp.in)
2. If name not found in the final electoral roll, please apply in Form-6 either online through [www.ceodelhi.gov.in](http://www.ceodelhi.gov.in) or [www.nvsp.in](http://www.nvsp.in). Else, submit duly filled in Form-6 along with requisite documents at Voter Centre of your Assembly Constituency. List of Voter Centres is available on [www.ceodelhi.gov.in](http://www.ceodelhi.gov.in)
3. Never have name in the voter list at more than one location. Apply for deletion of multiple entry (ies) in Form-7
4. Helpline Number : 1950
5. Toll free Number : 1800111400