



# Election Expenditure Monitoring

**Election Commission of India**

# OBJECTIVES OF EEM

- 1. To conduct free, fair, transparent and peaceful election,***
- 2. Monitoring misuse of money and muscle power,***
- 3. Legal expenditure within the permissible limit ,***
- 4. Maintaining a truthful account,***
- 5. Level playing field for all stake holders.***

# TYPES OF ELECTION EXPENDITURE

Legal Expenditure [public meetings, posters, banners, vehicles etc.]

**CEILING**  
**R 90 COER, 1961 AND S 77 RPA 1951**  
**PC-₹95/75 lakh**  
**AC-₹40/28 lakh**  
(as amended on 6<sup>th</sup> Jan 2022)

Illegal expenditure  
[Distribution of money, gifts, liquor or any other item among electors with the purpose of influencing them]

Such type of expenditure by the candidate needs to be stopped

# LEGAL PROVISIONS

1. *Representation of the People Act, 1951*
2. *Conduct of Elections Rules, 1961*
3. *Bharatiya Nyaya Sanhita, 2023*
4. *Case laws*
5. *Instructions of the ECI*



# MAJOR LEGAL PROVISIONS- RPA, 1951



**S 10 A:  
Disqualification for failure  
to lodge account of election  
expenses**

- Failure to lodge an account of election expenses within time and manner required by law and has no good reason or justification for the failure
- Disqualification for a period of three years from the date of order of the Commission

**S 77 (1): Account of Election  
expenses  
and maximum thereof**

- Candidate/Election agent shall keep a separate, correct account of election expenditure incurred/authorized between date of nomination & declaration of results (both date inclusive).

**Explanation 1(a) of c 77(1):  
Leaders of Political party  
(Star Campaigners)**

- The Expenditure incurred by leaders of the political party on account of travel by air or by any other means of transport for general party propaganda

# MAJOR LEGAL PROVISIONS- **RPA,1951**



## **Explanation 1(a) of S 77(1)**

•Such expenditure shall not be deemed to be the expenditure in connection with the election incurred or authorized by the candidate of that political party.

## **Explanation 2 of S 77(1)**

•Star Campaigners: (i) For recognized party, a list of 40 names and (ii) for unrecognized party, a list of 20 names are required to be communicated to the ECI and CEOs of the States by the political party within a period of 7 days from the date of notification.

## **S 78: Lodging of Account with District Election Officer**

•Within 30 days from the date of result, contesting candidate has to lodge with DEO "true copy" of election expenses kept by him/election agent (if 30th day is Sunday/public holiday then next working day will be the 30th day for lodging of account)

## MAJOR LEGAL PROVISIONS- RPA 1951

### **S 127A:Restrictions on the printing of pamphlets, posters, etc.**

- The following acts amount to an electoral offence:
- Election pamphlet/poster which does not bear the name & addresses of the printer/publisher.
- Declaration as to the identity of the publisher is to be sent to the printer signed by publisher and attested by 2 persons personally known to him
- Copy of the declaration and the document should be sent by the printer to the CEO/District Magistrate as per location
- Imprisonment up to 6 months or fine up to Rs. 2000 or both)

**Election  
Expenditure  
above ceiling-a  
corrupt practice**

- Any expense by candidate over and above the ceiling prescribed under R90 of COER, 1961
- Election petition against any winning candidate in High Court on the ground of incurring expenditure in excess of maximum ceiling.



# BHARATIYA NYAYA SANHITA, 2023



## 170-Bribery

- Any person giving or accepting gratification to induce a person to exercise his electoral right would commit the offence of bribery.
- Gratification - Offering gratification, agreeing to give gratification, attempting to procure gratification for doing an act against one's will shall be deemed as giving gratification.

## 173- Punishment for bribery

- Upto one year imprisonment or fine or with both.
- Bribery by treating (food, drink, entertainment, or provision) shall be punished with fine only

## 171 - Undue influence at elections

- Any act which voluntarily interferes or attempts to interfere with the free exercise of any electoral right.

## 174 -Punishment for undue influence at elections

- Upto one year imprisonment or fine or with both.

## BHARATIYA NYAYA SANHITA, 2023



### **176-Illegal payments in connection with an election**

•Expenditure done by any person/ organization for a candidate without his written permission would be considered illegal whether the expenditure is in relation to a public meeting, advertisements, publication or in any other way.

### **177-Failure to keep election accounts**

•If the candidate/his election agent does not maintain an account of his election expenditure in the manner specified by ECI

### **Punishment for not maintaining accounts**

•A fine up to Rs. 5000.

# EEM AS ETHICAL ELECTION MANAGEMENT: Publication of Criminal Antecedents of Candidates

- **DURATION OF PUBLICATION**

1. **WITHIN 1<sup>ST</sup> FOUR DAYS OF WITHDRAWAL**

2. **BETWEEN NEXT 5<sup>TH</sup> - 8<sup>TH</sup> DAY**

3. **FROM 9<sup>TH</sup> DAY TILL THE LAST DAY OF CAMPAIGN (THE 2<sup>ND</sup> DAY PRIOR TO THE DATE OF POLL)**

# EEM AS ETHICAL ELECTION MANAGEMENT

ECI in its order dated 6th march 2020 made a provision that shall be mandatory for political parties to upload on their website and publish in vernacular and national newspaper and social media platform of the political parties the detailed information regarding individuals with pending criminal cases who have been selected as candidates, in [Format C7](#) within 48 hrs of the selection of the candidate or not less than 2 weeks before the 1st date for filing of nomination whichever is earlier. And in this regard a report should be submitted to ECI within 72 hrs of the selection of the said candidate.

**STRUCTURE AND**  
**FUNCTIONS OF EEM**  
**ORGANS**



## EXPENDITURE MONITORING MACHINERY

- *Expenditure Observer (EO)*
- *Asst. Expenditure Observer (AEO)*
- *Flying Squads and Static Surveillance Teams (FS and SST)*
- *Video Surveillance Teams (VST)*
- *Video Viewing Team (VVT)*
- *Accounting Team (AT)*
- *Teams from enforcement agencies*
- *Media Certification and Monitoring Committee (MCMC)*
- *District Expenditure Monitoring Committee (DEMC)*
- *District Grievance Committee (DGC)*

Contd...



## EXPENDITURE OBSERVER (EO)

- EO is responsible for **overall supervision of expenditure monitoring**.
- He is deployed for *two or more Assembly segments, but not more than five ACs (In case of Lok Sabha Elections, one EO for 1 PC and 2 for ESCs)*.
- More AEOs for Expenditure Sensitive Constituencies (ESCs).
- He will **inspect functioning of different teams** engaged in expenditure monitoring in each constituency and inspect the accounts of the candidates.
- He will **coordinate** with various law enforcement agencies of Income tax, Police, BSF/SSB, State Excise, DRI, etc.

## ASSISTANT EXPENDITURE OBSERVER (AEO)



- AEO to be appointed by DEO
- The EO may replace the AEO, if not found to be up to the mark
- To tour extensively and make an assessment of election expenditure by candidate
- To maintain the Shadow Observation Register & Folder of Evidence
- Supervise and ensure all complaints are addressed w.r.t election expenditure by candidate in his jurisdiction
- Co-ordinate with the RO's office on campaign activities of candidates
- Assist EO in inspection of accounts
- Extra AEO in case of ESC




## Flying Squads and Static Surveillance Teams



- SOP for seizure and release of cash and other items, **ECI letter dated 29 may 2015**
- *3 or more Flying Squads(FS) and Static Surveillance Teams(SST) in each Assembly Constituency/Segment*, headed by a Magistrate (Adequate numbers/ gazette notification), 3 to 4 Police personnel and one videographer.
- FS-More in Expenditure Sensitive Constituencies(ESC) if required.
- SST- Usually required at Expenditure Sensitive Pockets (ESP).
- Video Recording.
- GPS enabled FS vehicles/ Mobile tracking.
- Ensure that they are trained in ESMS App.
- Working should be such so as to avoid harassment of common mass (**ECI Instructions dated 27<sup>th</sup> march, 2024**).

# FLYING SQUADS



**FS- to attend to all complaints related to MCC**

**Attend all complaints of threat, movement of liquor, arms and ammunition and large sum of cash for the purpose of bribing of elections etc**

**Attend to all complaints regarding election expenditure by the candidates / political party**

**Videograph with the help of VST, all major expenses made by political parties after the announcement of election .**

# video surveillance team



Video  
Surveillance  
Team (VST)

- Minimum One official, one videographer and one vehicle
- Can be more than 1 team at a public meeting
- Properly trained to identify and capture MCC and expenditure related events in adequate minute details as required
- At the **beginning of shooting, the team will record in voice mode the title and type of event , date, place and the name of the party or the candidate** organizing the same.
- It will capture the photo in such a way that the **evidence of each vehicle, furniture, rostrum, banner, cutout etc.** can be seen clearly and the expense thereon can be estimated
- At the end of shooting, the team may also **record in voice mode the estimated number and type of vehicles, Chairs, furniture, approx size of rostrum/banner/poster/cutout etc.** used in the event.
- This team will prepare a **video cue-sheet** in the format given at **Annexure-B15** of the instructions.

# Video viewing team

## Video Viewing Team (VVT)

- 1 officer and 2 clerks (or as required) for each assembly segment, as viewing all CD's is a time consuming task,
- View Video CD provided by VST for identifying election expenditure and MCC related issues
- Submit report containing **candidate wise expenditure** no later than next day to Accounting Team/ Asst. EO, **MCC related report to General Observer and RO**

# Accounting team

## Accounting Team

- One official and one accounting clerk per segment
- Drafted from employees of **accounts wing of Central Govt. depts.**
- **Work under Asst. EO, involved in preparation of Shadow Observation Register and maintaining videos/ CD evidences carefully in Evidence Folder. To maintain proper back-up which can be called by Commission later.**
- Will enter expenditure incurred by the candidate on major expenses and corresponding notified rates against each item( major public meetings/rallies) in the Shadow Observation Register, **reported by various teams and calculate the total expenditure of the event observed for each candidate.**



## EXPENDITURE MONITORING CELL (EMC)

- At district level- consisting of a Nodal Officer on behalf of DEO, of the rank of SDM/ADM and two officials, in charge of expenditure monitoring training and coordination with all other team heads.
- Responsible for expenditure monitoring efforts in the district, providing manpower and logistical support like space and equipment.
- Training of the AEOs and all the officials engaged in various teams should be done by these Nodal Officers in the District as soon as the elections are announced.
- This cell will keep custody of all *shadow observation registers* and *folders of evidence* after the poll
- Nodal Officer of Expenditure Monitoring Cell shall act as the link between the DEO and the EO
- EMC will assist the DEO and Expenditure Observer in finalizing the scrutiny report to be submitted after declaration of result.

Contd...

## 24 X7 COMPLAINT MONITORING CONTROL ROOM

- District level Control Room to operate from the date of announcement of election.
- Toll free telephone no. with 3-4 hunting lines.
- Copies of all **complaints received and reports of inquiries conducted shall be put on the notice board** of the RO for information of the public. Any member of the public can obtain copies of these documents on payment of a fee of ₹ 1 per page.
- All complaints filed with District Level Complaint Monitoring cell to be recorded and investigated.

# MCMC

## Print Media

## Electronic Media

Local Newspapers



Radio including Private FM

Other newspapers in circulation in area



TV channels, cable network

Magazines



Bulk SMS

Pamphlets & Posters





# MCMC

- In case of suspected 'Paid News' ( any news or analysis appearing in any media for a price in cash or kind for consideration), the candidate to be issued notice for not accounting the expenses within 96 hours by RO.
- Candidate may reply within 48 hrs, which shall be considered by District MCMC and shall be final.
- In case of non acceptance of the decision of District MCMC, the candidate may appeal to State level MCMC (CEO, Observer appointed by ECI, Officer of IIS, journalist by PCI, One expert co-opted by committee, additional/ joint CEO) within 48 hours of receipt
- In case of non acceptance of decision of State MCMC, the Candidate may appeal to ECI within 48 Hrs. of receiving of orders and the decision of the ECI shall be final (Monitored in ECI by Media Division and more details please refer to Hand Book on Media Matters for CEOs & DEOs).

# **MONITORING OF EXPENDITURE ON ELECTION CAMPAIGN**

# **MONITORING OF EXPENDITURE ON ELECTION CAMPAIGN**

- 1. Shadow observer register (SOR).**
- 2. Folder of evidence (FoE).**
- 3. Monitoring of campaign through electronic/ print/ social media.**
- 4. Monitoring of public meeting, rallies, etc.**
- 5. Monitoring of printing of pamphlets, posters, etc.**
- 6. Monitoring of use of vehicle during electioneering.**
- 7. Checking distribution of tokens/coupons to be exchanged for gifts or cash or distribution of money by various means or free fuel through petrol pumps.**
- 8. Checking distribution of cash by candidates/ political parties along with disbursement of wages under any government scheme.**
- 9. Monitoring of production, storage and distribution of liquor during elections.**
- 10. Monitoring of cash withdrawals from banks.**
- 11. Monitoring of political party expenditure.**

## Involvement of Enforcement agencies

1. For stricter vigil, Commission engages Central and State Enforcement Agencies.
2. *Agencies include: Central Agencies: Income Tax, CGST, DRI, NCB, SLBC, RBI, AAI, BCAS, Indian Coast Guard, CISF, CRPF, Assam Rifles, BSF; State Agencies: State Police, State Excise, State GST, State Transport, State Civil Aviation Dept, Forest Dept.*
3. Commission during various visits to poll going States/UTs convenes meetings and reviews preparedness of these agencies.
4. Ensure training of teams of enforcement agencies on ESMS through NLMTs/SLMTs and coordination meetings.

## Information from Banks



1. Banks are required to send details of “Suspicious Transaction” to the Financial Intelligence Unit. This information is passed on to the Income Tax Department
2. Through **Commission’s Instruction dated 19.07.2012**, banks to submit report to DEO on large deposits and withdrawals (please refer to instruction). Ensure that information is analyzed on daily basis.



# Election Expenditure Monitoring

## Recent developments

## E to Lok Sabha, 2024-Statewise Seizure Figure

ESMS		Election Seizure Management System						
Date of Print: 02.06.2024 03:08 pm								
Filter Date: From 01-03-2024 To 02-06-2024								
S.N	State	Cash (Rs. Crore)	Liquor Qty (Litres)	Liquor Value (Rs. Crore)	Drugs Value (Rs. Crore)	Precious Metal Value (Rs. Crore)	Freebies / Other Items Value (Rs. Crore)	Total (Rs. Crore)
1	Andaman And Nicobar Islands	0.30	3902.65	0.16	2.16	0.00	0.00	2.62
2	Andhra Pr.	93.74	1446697.90	45.93	6.66	149.77	25.63	321.74
3	Arunachal Pr.	9.96	161550.06	2.98	0.85	2.64	0.76	17.18
4	Assam	18.64	2831461.83	29.00	111.56	45.78	34.48	239.46
5	Bihar	17.58	1812967.34	52.44	58.91	23.35	112.68	264.97
6	Chandigarh	0.88	42885.52	1.42	2.80	0.53	0.00	5.63
7	Chhattisgarh	14.89	85751.35	2.32	19.05	2.66	38.88	77.80
8	DD&DNH	0.61	14702.77	0.35	0.00	0.00	0.14	1.09
9	Goa	15.93	155509.29	4.94	3.76	3.79	1.70	30.12
10	Gujarat	8.61	1030406.91	30.40	1187.86	128.56	108.86	1464.30
11	Haryana	19.91	413497.56	13.63	14.68	26.13	3.58	77.93
12	Himachal Pr.	1.20	952941.18	14.90	9.28	0.09	1.90	27.38
13	Jammu And Kashmir	2.81	47269.79	1.28	94.03	0.00	0.71	98.82
14	Jharkhand	45.90	313311.58	4.39	72.36	1.32	14.94	138.92
15	Karnataka	93.00	14752544.27	176.22	60.59	115.40	162.25	607.46
16	Kerala	15.66	94154.19	4.11	47.77	26.83	5.70	100.07
17	Ladakh	0.00	349.33	0.02	0.00	0.00	0.10	0.12
18	Lakshadweep	0.00	47.55	0.02	0.06	0.00	0.00	0.07
19	Madhya Pr.	27.07	4176704.93	59.66	49.30	15.00	187.64	338.67
20	Maharashtra	132.90	6852424.86	54.20	268.59	217.69	127.07	800.45
21	Manipur	0.02	54667.59	0.64	40.78	5.01	9.15	55.60
22	Meghalaya	0.50	55472.14	0.90	53.25	0.00	13.21	67.86
23	Mizoram	0.11	167735.94	5.34	58.94	0.00	14.99	79.38
24	NCT OF Delhi	118.85	145034.32	3.11	360.59	277.44	7.89	767.88
25	Nagaland	0.00	34209.96	0.43	3.15	0.00	5.44	9.02
26	Odisha	21.18	3679093.48	42.55	79.15	20.65	123.74	287.27
27	Puducherry	1.46	11424.23	0.24	0.07	0.00	0.02	1.78
28	Punjab	29.73	4694934.71	30.97	812.58	25.05	7.45	905.78
29	Rajasthan	43.20	4560111.55	49.80	271.51	75.75	808.83	1249.08
30	Sikkim	0.36	8451.51	0.17	0.01	0.00	0.00	0.54

S.N	State	Cash (Rs. Crore)	Liquor Qty (Litres)	Liquor Value (Rs. Crore)	Drugs Value (Rs. Crore)	Precious Metal Value (Rs. Crore)	Freebies / Other Items Value (Rs. Crore)	Total (Rs. Crore)
31	Tamil Nadu	70.39	953575.39	9.34	333.82	105.96	35.50	555.02
32	Telangana	114.62	3108351.01	80.38	35.33	77.65	38.22	346.20
33	Tripura	1.15	188934.53	3.28	29.14	1.89	5.10	40.56
34	Uttar Pr.	91.67	1876341.19	57.56	241.27	28.89	131.28	550.67
35	Uttarakhand	6.47	81786.94	3.64	13.46	3.26	0.31	27.14
36	West Bengal	35.31	4058816.87	112.09	48.28	78.06	170.01	443.75
<b>TOTAL (Rs. Crore)</b>		<b>1054.62</b>	<b>58868022.22</b>	<b>898.80</b>	<b>4391.60</b>	<b>1459.15</b>	<b>2198.15</b>	<b>10002.32</b>
<b>Grand Total (CR): 10002.32</b>								



**GENERAL ELECTIONS TO THE LOK SABHA, 2019**  
**PROGRESSIVE SEIZURE: | REPORT DATED 24.05.2019 |**

S.No.	STATE/UT	CASH (in Rs. Cr.)	LIQUOR (quantity in Lakh litres and value in Rs. Cr.)		DRUGS/ NARCOTICS (Quantity in Kg and value in Rs. Cr.)		PRECIOUS METALS [GOLD, SILVER etc.] (Quantity in Kg and value in Rs. Cr.)		OTHER ITEMS/ FREEBIES seizure (value in Rs. Cr.)	TOTAL seizure (value in Rs. Cr.)
			(Lakh Lt.)	Rs. Cr.	(in Kg)	Rs. Cr.	(in Kg)	Rs. Cr.		
1	2	3	4	5	6	7	8			
1	Andaman & Nicobar Islands (UT)	0.43		0.09	14.59	0.07	0	0	0	0.59
2	Andhra Pradesh	140.78	7.8	29.99		2.22		36.52	22.51	232.02
3	Arunachal Pradesh	7.14		1.94	1.6	0.02	0	0	0.82	9.92
4	Assam	13.05	1.77	1.51	1166	1.09	2.5	0.79	0.23	16.67
5	Bihar	9.22	1.24		717		62.53		0	9.22
6	Chandigarh (UT)	0.21	0.09	0.11		0.75	0	0	0	1.07
7	Chhattisgarh	7.78	0.07	0.13	996	0.4	0.5	0.17	0.85	9.33
8	Dadra and Nagar Haveli (UT)	2.05	0.09	0.21	0	0	0	0	0.03	2.29
9	Daman and Diu (UT)	1.03	0.07	0.12	0	0	7.65	0.03	0.23	1.41
10	Goa	2.82	1.33	8.44	11.54	0.91		0.36	0.06	12.59
11	Gujarat	9.52	5.45	15.54	167.23	524.35	45.05	4.35	0	553.76
12	Haryana	7.29	4.58	8.2		9.86		1.13	0.003	26.483
13	Himachal Pradesh	0.44	10	9.33	138	1.52	0	0	0	11.29
14	Jammu and Kashmir	0.8	0.03	0.02		1.5	0	0	0	2.32
15	Jharkhand	3.49	3.32	1.83		2.52		0.005	1.39	9.235
16	Karnataka	39.41	9.6	37.85	159	0.12	52	9.55	1.35	88.28
17	Kerala	10.63	0.06	0.94		24.57		3.99	0.01	40.14





**GENERAL ELECTIONS TO THE LOK SABHA, 2019**  
**PROGRESSIVE SEIZURE: | REPORT DATED 24.05.2019 |**

S.No.	STATE/UT	CASH (in Rs. Cr.)	LIQUOR (quantity in Lakh litres and value in Rs. Cr.)		DRUGS/ NARCOTICS (Quantity in Kg and value in Rs. Cr.)		PRECIOUS METALS (GOLD, SILVER etc.) (Quantity in Kg and value in Rs. Cr.)		OTHER ITEMS/ FREEBIES seizure (value in Rs. Cr.)	TOTAL seizure (value in Rs. Cr.)			
			1	4		5		6			7	8	
				(Lakh Lt.)	Rs. Cr.	(in Kg)	Rs. Cr.	(in Kg)					Rs. Cr.
18	Lakshadweep (UT)	0	0.0001	0.0003	0.09	0.005	0	0	0	0.0053			
19	Madhya Pradesh	31.5	34.74	34.76	20588	11.73	1719	9.14	12.24	99.37			
20	Maharashtra	53.21	44.78	34.11	15777	10.56		71.21	0.09	169.18			
21	Manipur	1.15	0.44	0.44		31.96		5.13	0.004	38.684			
22	Meghalaya	0.72		0.2		0.003	0	0	0	0.923			
23	Mizoram	0		0.24		0.36	0	0	0	0.6			
24	Nagaland	0.92	0.63	2	221	0.85	0	0	0	3.77			
25	NCT of Delhi	34.69	1.51	4.17		378.69		12.84	0	430.39			
26	Odisha	3.86	1.64	4.19	0	0	0	0	0.13	8.18			
27	Puducherry	0.39	0.1	0.17			0	0	0.23	0.79			
28	Punjab	32.92	13.95	10.79	9680	219.82	467	22.56	0.32	286.41			
29	Rajasthan	6.82	6.49	13.92		15.57		7.75	7.29	51.35			
30	Sikkim	0.24	0.02	0.04		0.01	0	0	0	0.29			
31	Tamil Nadu	229.74	2.24	3.82		0.53	3113	709.67	8.24	952			
32	Telangana	70.98	3.95	7.39	2003	3.8	6.31	1.26	0.57	84			
33	Tripura	0.41	0.41	0.83	3413	1.44	0	0	0	2.68			
34	Uttarakhand	3.37	0.8	2.9		0.77	0.6	0.21	0.04	7.29			
35	Uttar Pradesh	48.64	16.65	46.08	24996	28.68	735.56	71.79	0	195.19			
36	West Bengal	68.35	17.67	22.31		5.22		18.65	3.51	118.04			
	<b>Grand Total (in Rs. Cr.)</b>	<b>844.00</b>	<b>191.52</b>	<b>304.61</b>	<b>80049.05</b>	<b>1279.90</b>	<b>6211.70</b>	<b>987.11</b>	<b>60.15</b>	<b>3475.76</b>			

as on 31/08/2024	Seizure made in General-Elections to Legislative Assemblies (2020-2023)									34	
	State	Cash	Liquor		Drugs/Narcotics	Precious Metals	Freebies/Other Items	Total	Seizures in previous assembly elections		Seizures in Lok Sabha Elections 2019
									2015-2018		
	(Rs. Crore)	Quantity (Litre)	Monetary Value (Rs. Crore)	Monetary Value (Rs. Crore)	Monetary Value (Rs. Crore)	(Rs. Crore)	(Rs. Crore)				
Bihar 2020	25.33	852000	25.35	2.59	11.24	2.44	66.95	23.81	9.22		
Assam 2021	27.09	2097537	41.97	34.41	3.69	15.18	122.35	16.58	16.67		
Puducherry 2021	5.52	27673	0.70	0.25	27.42	3.06	36.95	7.74	0.79		
Tamil Nadu 2021	236.69	290284	5.27	2.22	176.46	25.64	446.28	130.99	952		
Kerala 2021	22.88	70527	5.16	4.06	50.86	1.95	84.91	26.13	40.14		
West Bengal 2021	55.59	3314970	39.53	129.99	13.52	100.82	339.45	44.33	118.04		
Goa 2022	6.66	95446	3.57	1.28	0.02	1.20	12.73	3.64	12.59		
Manipur 2022	6.14	74495	0.73	143.78	12.17	7.42	170.24	6.42	38.68		
Punjab 2022	33.79	5965496	36.79	376.19	60.54	3.60	510.91	89.64	286.41		
Uttrakhand 2022	4.37	96974	4.75	5.39	4.00	0.30	18.81	6.85	7.29		
Uttar Pradesh 2022	103.56	2294614	62.13	48.48	40.71	94.00	348.88	193.29	195.19		
Gujarat 2022	31.92	452350	16.40	540.63	36.51	176.39	801.85	27.21	553.76		
Himachal Pradesh 2022	20.61	1037168	19.13	1.23	15.85	0.42	57.24	9.03	11.29		
Nagaland 2023	6.30	80833	5.09	32.87	0.00	5.76	50.02	4.30	3.77		
Meghalaya 2023	8.71	120265	2.62	33.25	0.91	28.69	74.18	1.16	0.92		
Tripura 2023	3.45	156243	3.20	26.82	3.41	8.56	45.44	1.79	2.68		
Karnataka 2023	153.17	2262856	84.93	24.03	98.07	24.26	384.46	83.93	88.28		
						TOTAL	3504.70	653.03			

## Seizures in recently concluded Assembly Elections, 2023

State	Cash	Liquor	Liquor	Drugs	Precious Metal	Freebies/Other Items	Total Seizure
	(Rs. Crore)	Qty (Liters)	Value (Rs. Crore)	Value (Rs. Crore)	Value (Rs. Crore)	Value (Rs. Crore)	(Rs. Crore)
Rajasthan	97.73279	3576507.72	55.06162	99.10539	74.71543	377.00838	703.62361
Telangana	299.70255	4249607.73	114.91455	109.56116	197.32828	56.17672	777.68326
Chhattisgarh	20.78996	169920.25	2.19836	5.01412	22.76949	27.08588	77.85781
Mizoram	0	175542.53	5.36925	92.71139	0	24.64061	122.72125
Madhya Pradesh	34.9369	4029785.98	73.4422	17.72176	84.27758	122.00058	332.37902
<b>Total</b>	<b>453.1622</b>	<b>12201364.21</b>	<b>250.98598</b>	<b>324.11382</b>	<b>379.09078</b>	<b>606.91217</b>	<b>2014.26495</b>

# Recent developments



## 1. Updated Compendium (January 2024)



Compendium of Instructions  
On  
Election Expenditure Monitoring

January 2024

Document 6 – Edition 10

# Contents



- **Legal Provisions & Expenditure Monitoring Mechanisms**
- **Role of RO, DEO and CEO**
- **SOPs for monitoring teams**
- **Maintenance of accounts of election expenditure by candidates and political parties**
- **Checklist for RO, DEO, CEO, Candidates and parties**
- **FAQs**

## 2. Software-ESMS



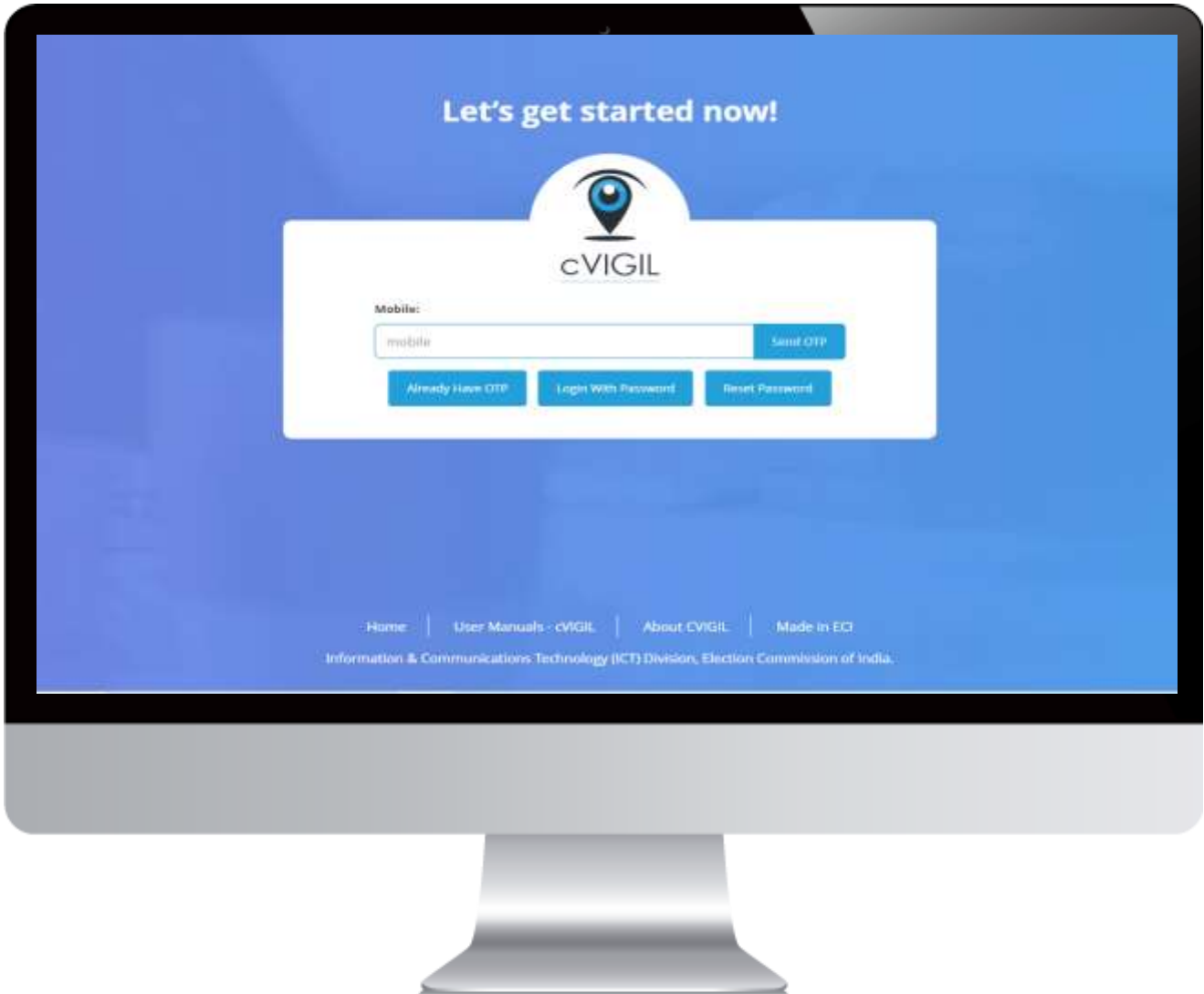
Election Seizure Management System

State **CEO** Office  
Election Commission of India





# Components



# Objective



- Digitize data for intercepted/Seized items  
(Cash/Liquor/Drugs/ Precious Metal/Freebies/Other Items)  
direct from field through Mobile App
- Automate desired report in required format
- Avoid duplicate data entry by Agencies
- Analysis on received data at CEO Level



## Seizures in Assembly Elections, 2023 (ESMS implemented for the first time)

### ESMS Statistics @ 1st Dec 2023

State	Cash	Liquor	Liquor	Drugs	Precious Metal	Freebies/Other Items	Total Seizure
	(Rs. Crore)	Qty (Liters)	Value (Rs. Crore)	Value (Rs. Crore)	Value (Rs. Crore)	Value (Rs. Crore)	(Rs. Crore)
Rajasthan	97.73279	3576507.72	55.06162	99.10539	74.71543	377.00838	703.62361
Telangana	299.70255	4249607.73	114.91455	109.56116	197.32828	56.17672	777.68326
Chhattisgarh	20.78996	169920.25	2.19836	5.01412	22.76949	27.08588	77.85781
Mizoram	0	175542.53	5.36925	92.71139	0	24.64061	122.72125
Madhya Pradesh	34.9369	4029785.98	73.4422	17.72176	84.27758	122.00058	332.37902
<b>Total</b>	<b>453.1622</b>	<b>12201364.21</b>	<b>250.98598</b>	<b>324.11382</b>	<b>379.09078</b>	<b>606.91217</b>	<b>2014.26495</b>

# Report format



Election Commission of India

Election Expenditure Monitoring-Seizure Management System

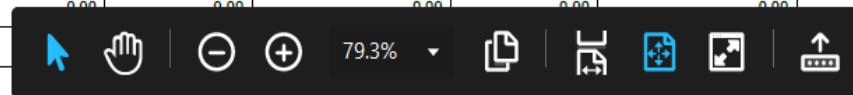
Seizure reported by Enforcement Agencies to the Chief Electoral Officer/Election Commission of India

Name of Election and Year: Election-Apr-May-2023

Date: 20-07-2023

FINALISE  
&  
SUBMIT

Sl. No.	Seizure Enforcement Agency (Sl. No. 1-10)	Suo Moto Seizure/Intercepted Seizure	Cash (Rs. In Lacs)	Liquor		Drugs/Narcotics		Precious Metals		Freebies/ Other Items		Day Total (in Lacs)	Progressive Seizure Total (in Lacs)
				Quantity (in Litre)	Monetary Value (in Lacs)	Quantity (in Gms)	Monetary Value (in Lacs)	Quantity (in Gms)	Monetary Value (in Lacs)	Name & Quantity of items seized	Monetary Value (in Lacs)		
1	2	3	4	5	6	7	8	9	10	11	12	13	14
1	State Police Department (SPD)	Suo Moto Seizure	0.00	0.00	0.00	0.00	0.00	0.00	0.00	0.00	0.00	0.00	0.00
		Intercepted Seizure	0.00	0.00	0.00	0.00	0.00	0.00	0.00	0.00	0.00	0.00	0.00
2	Income Tax Department (ITD)	Suo Moto Seizure	100,000.00	10.00	200,000.00	10.00	250,000.00	20.00	650,000.00	0.00	0.00	1,200,000.00	1,200,000.00
		Intercepted Seizure	0.00	0.00	0.00	0.00	0.00	0.00	0.00	0.00	0.00	0.00	0.00
3	State Excise Department (SED)	Suo Moto Seizure	0.00	0.00	0.00	0.00	0.00	0.00	0.00	0.00	0.00	0.00	0.00
		Intercepted Seizure	0.00	0.00	0.00	0.00	0.00	0.00	0.00	0.00	0.00	0.00	0.00
4	Central Goods and Services Tax (CGST)	Suo Moto Seizure	0.00	0.00	0.00	0.00	0.00	0.00	0.00	0.00	0.00	0.00	0.00
		Intercepted Seizure	0.00	0.00	0.00	0.00	0.00	0.00	0.00	0.00	0.00	0.00	0.00
5	State Goods and Services Tax/Commercial Tax (SGST/CT)	Suo Moto Seizure	0.00	0.00	0.00	0.00	0.00	0.00	0.00	0.00	0.00	0.00	0.00
		Intercepted Seizure	0.00	0.00	0.00	0.00	0.00	0.00	0.00	0.00	0.00	0.00	0.00
6	Directorate of Revenue Intelligence (DRI)	Suo Moto Seizure	0.00	0.00	0.00	0.00	0.00	0.00	0.00	0.00	0.00	0.00	0.00
		Intercepted Seizure	0.00	0.00	0.00	0.00	0.00	0.00	0.00	0.00	0.00	0.00	0.00
7	Directorate of Enforcement(ED)	Suo Moto Seizure	0.00	0.00	0.00	0.00	0.00	0.00	0.00	0.00	0.00	0.00	0.00
		Intercepted Seizure	0.00	0.00	0.00	0.00	0.00	0.00	0.00	0.00	0.00	0.00	0.00
8	Narcotics Control Bureau (NCB)	Suo Moto Seizure	0.00	0.00	0.00	0.00	0.00	0.00	0.00	0.00	0.00	0.00	0.00
		Intercepted Seizure	0.00	0.00	0.00	0.00	0.00	0.00	0.00	0.00	0.00	0.00	0.00
9	Border Security Force (BSF)	Suo Moto Seizure	0.00	0.00	0.00	0.00	0.00	0.00	0.00	0.00	0.00	0.00	0.00
		Intercepted Seizure	0.00	0.00	0.00	0.00	0.00	0.00	0.00	0.00	0.00	0.00	0.00
		Suo Moto Seizure	0.00	0.00	0.00	0.00	0.00	0.00	0.00	0.00	0.00	0.00	0.00





## Election Seizure Management System



Date of Print: 17.11.2023 08:47 am

State: Telangana

S.N	District	Cash (Rs. Crore)	Liquor Qty (Liters)	Liquor Value (Rs. Crore)	Drugs Value (Rs. Crore)	Precious Metal Value (Rs. Crore)	Freebies / Other Items Value (Rs. Crore)	Total
1	Kumarambheem Asifabad	2.238807	29198.12	1.209570	0.320000	0	0.052878	3.821255
2	Mancherial	1.955846	22353.52	1.000851	0.016605	0.010000	0.03535	3.018652
3	Adilabad	1.467341	13711.03	0.693248	0.311550	0	0.127661	2.5998
4	Nirmal	1.537003	73404.17	2.530686	0.141875	0	0.017887	4.227451
5	Nizamabad	4.910583	103561.87	1.080263	0.269815	0.642994	0.651596	7.555251
6	Kamareddy	1.546072	44959.55	0.919596	0.277561	0.023172	0.57473	3.341131
7	Jagtial	2.078544	49332.56	1.843771	0.007650	0.085888	0.449026	4.464879
8	Peddapalli	2.340761	54349.76	1.916714	0.014250	0.279795	0.123445	4.674965
9	Karimnagar	4.891413	81124.56	2.142437	0.029440	0.148184	1.52712	8.738594
10	Rajanna Sircilla	0.903029	42939.43	1.633287	0.069450	0	0.118154	2.72392
11	Sangareddy	8.825907	220014.03	2.833926	1.509425	4.849052	0.73777	18.75608
12	Medak	16.445870	121513.29	1.155278	0.000413	0	0.00357	17.605131
13	Siddipet	1.813498	211843.31	2.788731	1.101283	0.099937	0.014025	5.817474
14	Rangareddy	40.981644	226656.27	6.971224	79.645578	100.255634	14.21232	242.0664
15	Vikarabad	2.844265	111173.2	3.028577	0.154863	0.229000	0.2417	6.498405
16	Medchal Malkajgiri	29.058794	199938.94	6.883689	8.721377	22.260085	11.785991	78.709936
17	Hyderabad	27.015356	67261.52	3.520310	3.499549	25.115919	16.258655	75.409789
18	Mahabubnagar	3.839220	124893.2	2.717431	2.080000	0.188651	0.258743	9.084045
19	Nagarkurnool	1.917441	77123.23	2.953593	0	0.289454	0.02938	5.189868
20	Wanaparthy	0.951229	46032.64	1.915045	0	0	0	2.866274
21	Jogulamba Gadwal	1.184402	132263.81	2.862787	0.045000	0	0.647141	4.73933
22	Nalgonda	11.267671	233505.68	4.520762	0.689500	27.013563	0.538109	44.029605
23	Suryapet	3.220763	60489.59	3.543175	0.501625	1.291143	1.12674	9.683446
24	Yadadri Bhuvanagiri	3.488827	91878.08	1.340551	0.007938	2.898335	0.639995	8.375646
25	Jangaon	3.314857	69999.09	2.618005	0.112145	3.208166	0.128104	9.381277
26	Mahabubabad	0.805474	67059.34	2.797552	0.081200	0	0.177045	3.861271
27	Warangal	1.071279	97193.89	2.617597	0.608800	0.263725	0.106422	4.667823
28	Hanumakonda	0.874459	33335.22	1.294691	0.402425	0.872689	0.04018	3.484444
29	Jayashankar Bhupalpalle	0.352560	36994.5	1.488507	0.000500	0.076606	0	1.918173
30	Bhadradi	2.937371	60420.52	2.520004	1.220625	0.014500	0.48755	7.18005
31	Khammam	5.622629	58917.45	2.086029	1.044444	0.267540	0.971066	9.991708
32	mulug	0.091890	38005.74	1.677583	0.012033	0	0.065824	1.84733
33	narayanpet	2.504150	121395.48	2.077816	0.001810	0.015400	0.01885	4.618026
<b>TOTAL</b>		<b>194.298955</b>	<b>3022842.59</b>	<b>81.183286</b>	<b>102.898729</b>	<b>190.399432</b>	<b>52.167027</b>	<b>620.947429</b>
<b>Grand Total: 620.947429</b>								





### Election Seizure Management System

Date of Print: 30.10.2023 08:55 am

State: ALL

S.N	Agency	Agency Seizure(Lakh)	Intercepted Seizure(Lakh)
1	State Police Department (SPD)	51183.031224	7505.270530
2	Income Tax Department (ITD)	6806.053060	2058.805810
3	State Excise Department (SED)	4565.667423	138.960828
4	Central Goods and Services Tax (CGST)	1153.247660	0
5	State Goods and Services Tax/Commercial Tax (SGST/CT)	9759.084706	255.768500
6	Directorate of Revenue Intelligence (DRI)	10036.935840	0
7	Directorate of Enforcement(ED)	203.000000	0
8	Narcotics Control Bureau (NCB)	3519.832200	2.354600
9	Border Security Force (BSF)	0	0
10	Sashastra Seema Bal (SSB)	0	0
11	Indo-Tibetan Border Police (ITBP)	0	0
12	Central Industrial Security Force (CISF)	0	0
13	Assam Rifles	0.000000	0.005000
14	Indian Coast Guard (ICG)	0	0
15	Railway Protection Force (RPF)	446.526220	89.516540
16	Department of Post (DOP)	0	0
17	Forest Department	274.816680	11.700000
18	Airport Authority of India (AAI)	0	0
19	State Civil Aviation Department (SCAD)	0	0
20	Bureau of Civil Aviation Security (BCAS)	0	0
21	State Transport Department	18.180100	0
22	Flying Squad (FS)	0	0
23	Static Surveillance Team (SST)	0	0
24	Customs Department	1040.917980	0
25	Any Other Agency	96.388500	0
<b>TOTAL</b>		<b>89103.681593</b>	<b>10062.381808</b>

## made in GEs to LAs of Chhattisgarh, Madhya Pradesh, Mizoram, Rajasthan and Telangana, 2023

ESMS Statistics @ 1st Dec 2023							
State	Cash	Liquor	Liquor	Drugs	Precious Metal	Freebies/Other Items	Total Seizure
	(Rs. Crore)	Qty (Liters)	Value (Rs. Crore)	Value (Rs. Crore)	Value (Rs. Crore)	Value (Rs. Crore)	(Rs. Crore)
Rajasthan	97.73279	3576507.72	55.06162	99.10539	74.71543	377.00838	703.62361
Telangana	299.70255	4249607.73	114.91455	109.56116	197.32828	56.17672	777.68326
Chhattisgarh	20.78996	169920.25	2.19836	5.01412	22.76949	27.08588	77.85781
Mizoram	0	175542.53	5.36925	92.71139	0	24.64061	122.72125
Madhya Pradesh	34.9369	4029785.98	73.4422	17.72176	84.27758	122.00058	332.37902
<b>Total</b>	<b>453.1622</b>	<b>12201364.21</b>	<b>250.98598</b>	<b>324.11382</b>	<b>379.09078</b>	<b>606.91217</b>	<b>2014.26495</b>

ESMS Statistics @ 1st Dec 2023	
Number of records for Agencies seizure	1,04,298
Number of records for Intercept	2,153
Number of records for Intercepted seizure	4,488
Number of State Nodal onboarded	107
Number of District Nodal onboarded	1,068
Number of DLBC onboarded	450
Number of Banks (Branch) onboarded	18,963
Number of QR code generated for cash transfer	1,38,181



## E to Lok Sabha, 2024-Statewise Seizure Figure

ESMS		Election Seizure Management System						
Date of Print: 02.06.2024 03:08 pm								
Filter Date: From 01-03-2024 To 02-06-2024								
S.N	State	Cash (Rs. Crore)	Liquor Qty (Litres)	Liquor Value (Rs. Crore)	Drugs Value (Rs. Crore)	Precious Metal Value (Rs. Crore)	Freebies / Other Items Value (Rs. Crore)	Total (Rs. Crore)
1	Andaman And Nicobar Islands	0.30	3902.65	0.16	2.16	0.00	0.00	2.62
2	Andhra Pr.	93.74	1446697.90	45.93	6.66	149.77	25.63	321.74
3	Arunachal Pr.	9.96	161550.06	2.98	0.85	2.64	0.76	17.18
4	Assam	18.64	2831461.83	29.00	111.56	45.78	34.48	239.46
5	Bihar	17.58	1812967.34	52.44	58.91	23.35	112.68	264.97
6	Chandigarh	0.88	42885.52	1.42	2.80	0.53	0.00	5.63
7	Chhattisgarh	14.89	85751.35	2.32	19.05	2.66	38.88	77.80
8	DD&DNH	0.61	14702.77	0.35	0.00	0.00	0.14	1.09
9	Goa	15.93	155509.29	4.94	3.76	3.79	1.70	30.12
10	Gujarat	8.61	1030406.91	30.40	1187.86	128.56	108.86	1464.30
11	Haryana	19.91	413497.56	13.63	14.68	26.13	3.58	77.93
12	Himachal Pr.	1.20	952941.18	14.90	9.28	0.09	1.90	27.38
13	Jammu And Kashmir	2.81	47269.79	1.28	94.03	0.00	0.71	98.82
14	Jharkhand	45.90	313311.58	4.39	72.36	1.32	14.94	138.92
15	Karnataka	93.00	14752544.27	176.22	60.59	115.40	162.25	607.46
16	Kerala	15.66	94154.19	4.11	47.77	26.83	5.70	100.07
17	Ladakh	0.00	349.33	0.02	0.00	0.00	0.10	0.12
18	Lakshadweep	0.00	47.55	0.02	0.06	0.00	0.00	0.07
19	Madhya Pr.	27.07	4176704.93	59.66	49.30	15.00	187.64	338.67
20	Maharashtra	132.90	6852424.86	54.20	268.59	217.69	127.07	800.45
21	Manipur	0.02	54667.59	0.64	40.78	5.01	9.15	55.60
22	Meghalaya	0.50	55472.14	0.90	53.25	0.00	13.21	67.86
23	Mizoram	0.11	167735.94	5.34	58.94	0.00	14.99	79.38
24	NCT OF Delhi	118.85	145034.32	3.11	360.59	277.44	7.89	767.88
25	Nagaland	0.00	34209.96	0.43	3.15	0.00	5.44	9.02
26	Odisha	21.18	3679093.48	42.55	79.15	20.65	123.74	287.27
27	Puducherry	1.46	11424.23	0.24	0.07	0.00	0.02	1.78
28	Punjab	29.73	4694934.71	30.97	812.58	25.05	7.45	905.78
29	Rajasthan	43.20	4560111.55	49.80	271.51	75.75	808.83	1249.08
30	Sikkim	0.36	8451.51	0.17	0.01	0.00	0.00	0.54

S.N	State	Cash (Rs. Crore)	Liquor Qty (Litres)	Liquor Value (Rs. Crore)	Drugs Value (Rs. Crore)	Precious Metal Value (Rs. Crore)	Freebies / Other Items Value (Rs. Crore)	Total (Rs. Crore)
31	Tamil Nadu	70.39	953575.39	9.34	333.82	105.96	35.50	555.02
32	Telangana	114.62	3108351.01	80.38	35.33	77.65	38.22	346.20
33	Tripura	1.15	188934.53	3.28	29.14	1.89	5.10	40.56
34	Uttar Pr.	91.67	1876341.19	57.56	241.27	28.89	131.28	550.67
35	Uttarakhand	6.47	81786.94	3.64	13.46	3.26	0.31	27.14
36	West Bengal	35.31	4058816.87	112.09	48.28	78.06	170.01	443.75
<b>TOTAL (Rs. Crore)</b>		<b>1054.62</b>	<b>58868022.22</b>	<b>898.80</b>	<b>4391.60</b>	<b>1459.15</b>	<b>2198.15</b>	<b>10002.32</b>

Grand Total (CR): 10002.32

## ESMS USER STATISTICS

S. No.	User Type	Users
1	District Nodal Officers	6486
2	State Nodal Officers	737
3	FST/SST	66917
4	DLBC	2645
5	Banks	172390
	Total	249175

## ESMS DATA ENTRY STATISTICS

1	Agency Seizure	541594
2	Intercept	21743
3	Intercepted Seizure	12470
	Total	575807
	Total QR Code Generated	2335423

# Recent developments



**3. District wise cohort wise analysis:** For first time preparation of district wise cohort wise chart was done. It not only helps to dwell deep into monitoring qualitatively but also act as control tool by CEO office to monitor enforcement actions and tightening of mechanism. Given below is excerpts from Rajasthan on how it was worked out by them:

## Cohort-wise proneness of sensitivity of districts in Rajasthan

ESC 2023 Estimated as per Police, IT, Excise & Narcotics Department									
On the basis of previous Vidhan Sabha and Lok Sabha election and past 6 month seizure									
<input type="checkbox"/> - Police <input checked="" type="checkbox"/> - Income Tax <input type="checkbox"/> - Excise <input type="checkbox"/> - Narcotics Y - State Border YY - International Border									
S. No	District Name	Total Constituency	Cash	Liquor	Drugs	Precious Metals	Freebies	Border	Sensitivity Measure (Total)
1	Sirohi	3	<input checked="" type="checkbox"/>	<input checked="" type="checkbox"/> <input type="checkbox"/>	<input checked="" type="checkbox"/>	<input checked="" type="checkbox"/>		Y	5
2	Barmer	7	<input checked="" type="checkbox"/>	<input checked="" type="checkbox"/> <input type="checkbox"/>	<input checked="" type="checkbox"/> <input type="checkbox"/>			YY	4
3	Churu	6	<input checked="" type="checkbox"/> <input checked="" type="checkbox"/>	<input checked="" type="checkbox"/> <input type="checkbox"/>	<input checked="" type="checkbox"/>			Y	4
4	Kota	6	<input checked="" type="checkbox"/> <input checked="" type="checkbox"/>	<input checked="" type="checkbox"/> <input type="checkbox"/>		<input checked="" type="checkbox"/>		Y	4
5	Ajmer	8	<input checked="" type="checkbox"/> <input checked="" type="checkbox"/>	<input checked="" type="checkbox"/> <input type="checkbox"/>	<input checked="" type="checkbox"/>	<input checked="" type="checkbox"/>			4
6	Bikaner	7	<input checked="" type="checkbox"/> <input checked="" type="checkbox"/>	<input checked="" type="checkbox"/>	<input checked="" type="checkbox"/>			YY	4
7	Chittorgarh	5	<input checked="" type="checkbox"/> <input checked="" type="checkbox"/>	<input checked="" type="checkbox"/> <input type="checkbox"/>	<input checked="" type="checkbox"/>			Y	4
8	Ganganagar	6	<input checked="" type="checkbox"/>	<input checked="" type="checkbox"/>	<input checked="" type="checkbox"/> <input type="checkbox"/>			YY	0
9	Jaipur	19	<input checked="" type="checkbox"/> <input checked="" type="checkbox"/>	<input checked="" type="checkbox"/>	<input type="checkbox"/>			Y	4
10	Banswara	5	<input checked="" type="checkbox"/>	<input checked="" type="checkbox"/> <input type="checkbox"/>		<input checked="" type="checkbox"/>		Y	4
11	Bhilwara	7		<input checked="" type="checkbox"/> <input type="checkbox"/>	<input checked="" type="checkbox"/>	<input checked="" type="checkbox"/>		Y	4
12	Dungarpur	4	<input checked="" type="checkbox"/>	<input checked="" type="checkbox"/> <input type="checkbox"/>	<input checked="" type="checkbox"/>			Y	4
13	Bundi	3	<input checked="" type="checkbox"/>	<input checked="" type="checkbox"/>	<input checked="" type="checkbox"/>	<input checked="" type="checkbox"/>			4
14	Jalore	5	<input checked="" type="checkbox"/>	<input checked="" type="checkbox"/>	<input checked="" type="checkbox"/>			Y	4
15	Nagaur	10	<input checked="" type="checkbox"/> <input checked="" type="checkbox"/>	<input checked="" type="checkbox"/> <input type="checkbox"/>	<input checked="" type="checkbox"/>				3



# Recent developments



- 4. Formation of District Grievance Committee in each district for taking decision on release of cash and valuables intercepted during election by FS/SST and lying in Treasury/Malkhana without any FIR/Complaint (**Commission's letter dated 23.11.2023**).**
- 5. SOP for identification of Expenditure Sensitive Constituency (ESCs) and Expenditure Sensitive Pockets (ESPs) prone to high expenditure and corrupt practices, on the basis of history, profile of the constituency and past developments after having discussion with District Election Officers, State Police Department and Enforcement Agencies which participate in expenditure monitoring process (**Commission's letter dated 03.08.2023**).**
- 6. SOP of Central Board of Direct Taxes to curb the menace of money power in elections.**
- 7. SOP of Central Board of Indirect Taxes & Customs for stepping up of Preventive Vigilance Mechanism by the jurisdictional CBIC field formations and to prevent flow of suspicious cash, illicit liquor, drugs/narcotics, freebies and smuggled goods during elections.**
- 8. Instruction of M/o Petroleum & Gas to the Chairman & CMDs of Oil Marketing Companies for curbing the abuse of sale of coupons for buying fuel at Retail Outlets during elections.**
- 9. Monitoring of seizure at Inter State Border Check posts/Areas during election.**

# To do list



- Go through compendium of instructions, soft copy is available on website of ECI at given below link:
- <https://www.eci.gov.in/compendium-of-instructions>
- Agencies to communicate with nodal appointed in recent elections for experience sharing.
- Nodal to communicate in states where good work has been as given below:
  - Cash: IT Dept. Tamil Nadu, UP, Tamil Nadu
  - Liquor: State Excise Assam, Karnataka
  - Drugs: State Police Gujarat, Nagaland, Meghalaya, Manipur, ATS-Gujarat, BSF-Punjab, NCB-Manipur
  - Freebies: State GST-Karnataka, CGST-Assam, Manipur, Nagaland, Meghalaya, UP.
- Monitoring flow of liquor remains highest priority because of its ability to influence electorate en masse. A detailed guidelines for monitoring is given in compendium. Recent elections have witnessed multiple fold increase in quantity as well as in amount of liquor.

# To do list



- Coordination amongst Central and State level enforcement agencies is key to tight vigil in elections. CEOs to ensure that meetings of field level enforcement agencies at District level are held to familiarise and sensitise the agencies.
- From ESMS point of view, meetings may be held with participating agencies and District Monitoring level teams to understand operationality of ESMS.
- As per schedule of Training, DEOs and SPs be trained on election expenditure monitoring and the current nuances.
- Standard rate cards of television channels/radio channels/newspapers/broadcast be collected by CEO and circulated among DEOs.
- Finalization of rate list should be ensured as **per Commission's letter dated 17.03.2004.**

# To do list



- Preparation of routes of flow of inducements on State Map to be done in advance.
- Proper recording of the expenses of candidates-adequate training to be ensured.
- Monitoring of payments through digital wallets and distribution of freebies through digital platforms to be kept under close watch.

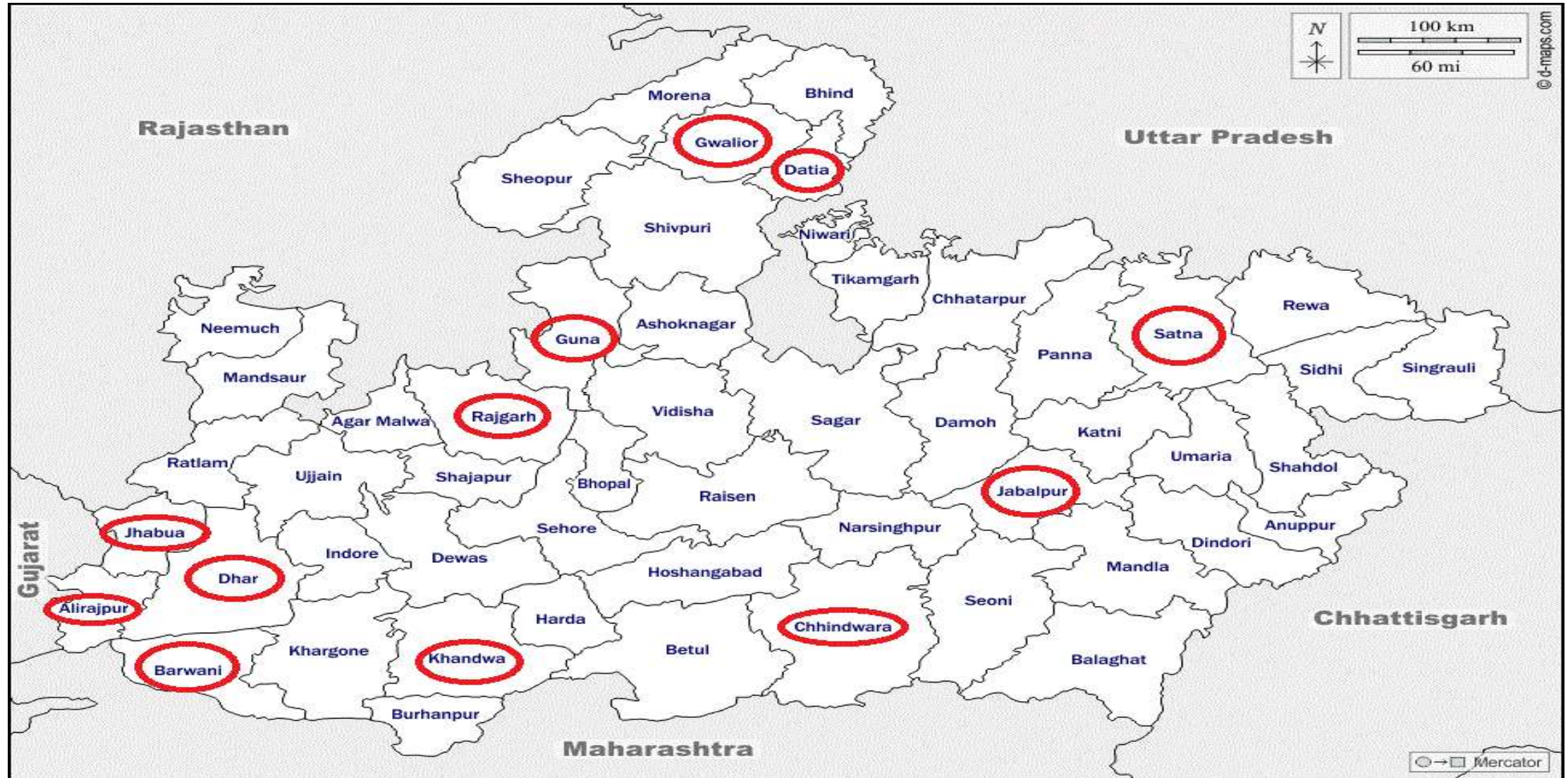
# Cohort wise mapping

# Hotspots for Cash/Precious Metal





# Hotspots for Liquor



# Hotspots for Narcotics Drugs

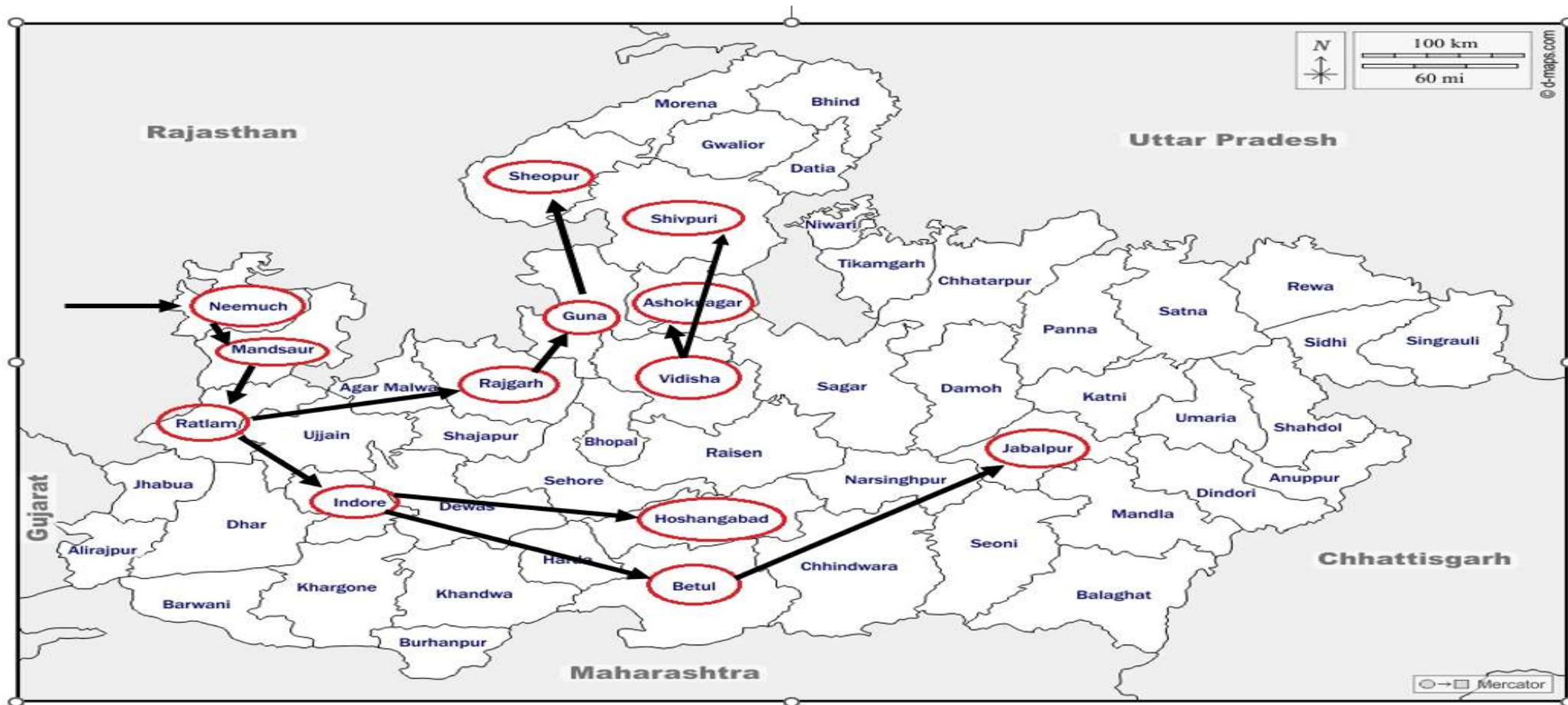




# Smack Route



# Opium & Doda Choora Route



# Marijuana Route



Thank you.